










Subject: Dance/Drama	Week: 6 Week plan/Week 1						
Class: Communication Group	Teacher: SPM						
Learning Outcomes: <p>I can engage in story telling by interacting with objects of reference.</p> <p>I can repeat actions, sounds or words.</p> <p>I can join in a simple dramatic activity.</p>							
Activities: <p>Students will listen and become familiar with the story “Lost and Found” by Oliver Jeffers (this can be found on YouTube).</p> <p>Week 1- Let’s Go Sailing.</p> <p>Play the story Arrange cushions or pillows in a boat shape on the floor so your child can climb in. Children could choose a favourite toy as a companion to sail off to the South Pole. Another cardboard tube or rolled up magazine would make a great telescope for spotting land, ships or danger. A brush with a long handle would make a great oar. Rock forward and back. Rock side to side.</p> <p>Sing a song Sing ‘Row, row, row your boat’ together. It’s fun to do this sitting on the floor and doing a rowing action in rhythm to the song.</p>							
Evaluation: <div style="display: flex; align-items: center;">  <table style="border: none;"> <tr> <td style="padding-right: 20px;">I can’t do it yet</td> <td style="text-align: center;">  </td> </tr> <tr> <td style="padding-right: 20px;">I can nearly do it</td> <td style="text-align: center;">  </td> </tr> <tr> <td style="padding-right: 20px;">I can do it</td> <td style="text-align: center;">  </td> </tr> </table> </div>		I can’t do it yet		I can nearly do it		I can do it	
I can’t do it yet							
I can nearly do it							
I can do it	