










<b>Subject: Art week2</b>	<b>Week: 30.03.20</b>						
<b>Class: KS4 options Art</b>	<b>Teacher: HSY</b>						
<p><b>Learning Outcomes:</b>          To use the art app 'Colour Master HD'          To understand basic colour theory          To complete the basic colour mixing using this app.          To have gained an understanding of colour mixing and primary and secondary colours          To learn which two primary colours mix together to make secondary colours          To use our good looking/observation skills to identify/see the colours          Extension: To use the intermediate game to create tertiary colours.</p>							
<p><b>Activities:</b></p> <ul style="list-style-type: none"> <li>• Parents instructions for Colour Master HD</li> <li>• Firstly, Go into the students Self serve. This is the white square with coloured squares inside it.</li> <li>• Click on colour master HD, this is a square that is multi coloured. Click on that and select and select basic. Have a go, see which colours mix together</li> </ul> <p><b>Student activity:</b></p> <ul style="list-style-type: none"> <li>• To try the basic setting of the Colour Master Hd</li> <li>• Firstly learn that our primary colours are Blue, Red and Yellow</li> <li>• Learn Which colours mix together to make the secondary colours</li> <li>• Talk about the colours with the person who is with you.</li> </ul> <p><b>Extension:</b></p> <ul style="list-style-type: none"> <li>• Try the intermediate game to make tertiary colours.</li> <li>• Research and screen shot a colour wheel with tertiary colours</li> </ul> <ul style="list-style-type: none"> <li>• Take a screen shot of your score. You can do this by pressing the off button and the home button at the same time.</li> <li>• Send an image to our Showbie group. Showbie is an icon on the desktop. You have to join the group with this code: TVPU5</li> </ul>							
<p><b>Evaluation:</b></p> <div style="display: flex; align-items: center;">  <table style="border: none;"> <tr> <td style="padding-right: 20px;">I can't do it yet</td> <td style="text-align: center;">  </td> </tr> <tr> <td style="padding-right: 20px;">I can nearly do it</td> <td style="text-align: center;">  </td> </tr> <tr> <td style="padding-right: 20px;">I can do it</td> <td style="text-align: center;">  </td> </tr> </table> </div>		I can't do it yet		I can nearly do it		I can do it	
I can't do it yet							
I can nearly do it							
I can do it	