


Description of Theme:

To continue with set targets in week 1 as students need to practise objectives until consolidated. New sheets/ apps/ websites in resources section so students can practise targets in different ways/contexts


Class:	Teacher:	Week: 2
---------------	-----------------	----------------

Area of Learning: English


What are we looking for?	Activity	Resources	Outcome
<p>I can listen to what is read to me and answer questions. (ALL STUDENTS)</p>	<p>Read to student book of choice and ask relevant questions to assess their understanding/ comprehension.</p>	<p>Free website- www.worldofdavidwilliams.com/elevenses/</p>	<div style="display: flex; align-items: center;">  <div style="font-size: small;"> <p>I can't do it yet <input type="radio"/></p> <p>I can nearly do it <input type="radio"/></p> <p>I can do it <input type="radio"/></p> </div> </div>
<p>I can recognise sounds/ recognise words linked to familiar objects</p>	<p>Complete worksheet on 'a' family words</p>	<p>Seesaw- short word families</p>	



<p>(KC, CF, ZA, EA, BL, AB, HA)</p> <p>I can develop my reading word skills by recognising sounds (ZH, SC, JM)</p> <p>I can sequence events (All students)</p>	<p>Complete word search</p> <p>To sequence hand washing programme and then talk about the importance of hand washing especially in current climate. Ask students when we need to wash our hands and why it is so important. Students ten practise the hand washing activity.</p>	<p>See saw - oi and oy words</p> <p>See – saw – washing hands</p>	
<p>Area of Learning: Maths</p>			

What are we looking for?	Activity	Resources	Outcome
<p>I can develop my knowledge on time</p> <p>I can practise my number skills</p>	<p>To continue to practise hour and half past on analogue clock.</p> <p>Use interactive clock to set times for your child to read.</p> <p>If able to complete o'clock and half past move onto explaining quarter past and quarter to.</p> <p>To carry on using Mathletics targets set</p> <p>Also baking activity that students can participate in. Recognising numbers on recipe, learning about</p>	<p>Go onto Topmarks website, type in time , resource is called teaching clock.</p> <p>Seesaw – Time o'clock and half past</p> <p>iPad – Mathletics .com</p> <p>Easter biscuit recipe https://www.bbc.co.uk/food/recipes/easter_biscuits_37686</p>	 <p>I can't do it yet <input checked="" type="radio"/></p> <p>I can nearly do it <input type="radio"/></p> <p>I can do it <input type="radio"/></p>

	<p>measuring ingredients talking about concepts more, less.</p>		
--	--	--	--

Area of Learning: Living Skills			
What are we looking for?	Activity	Resources	Outcome
<p>I can develop awareness of what is healthy / unhealthy</p>	<p>Students to complete worksheet</p> <p>Students to get involved in making a healthy lunch for themselves.</p>	<p>Seesaw – red ribbon healthy choices</p> <p>Food items in house. Parents to throw in a few unhealthy options and students to categorise into two groups. (Healthy v unhealthy)</p>	 <p>I can't do it yet <input type="radio"/></p> <p>I can nearly do it <input type="radio"/></p> <p>I can do it <input type="radio"/></p> <p style="text-align: right;">✓</p>

