










Subject: Art	Week: 3 & 4						
Class: Year 8	Teacher: APN						
<p>Learning Outcomes:</p> <p>I can keep most of my colour inside a line I can draw simple shapes with minimal support and follow the shape of the line, the size and placement</p>							
<p>Activities:</p> <p>Topic. Landscape and Natural form. Use the internet to research the artist Andy Goldsworthy, create word documents with images of his work. Collect natural objects from around your garden or from when you are on your daily walks. For example, twigs, leaves, daisies, dandelions Create a piece of work using these objects in the style of Goldsworthy. Take photographs of your work, please email me with the art work you have created. Draw what you have created and add colour.</p>							
<p>Evaluation:</p> <div style="display: flex; align-items: center;">  <table style="border: none;"> <tr> <td style="padding-right: 20px;">I can't do it yet</td> <td style="text-align: center;">✓ </td> </tr> <tr> <td style="padding-right: 20px;">I can nearly do it</td> <td style="text-align: center;"></td> </tr> <tr> <td style="padding-right: 20px;">I can do it</td> <td style="text-align: center;"></td> </tr> </table> </div>		I can't do it yet	✓ 	I can nearly do it		I can do it	
I can't do it yet	✓ 						
I can nearly do it							
I can do it	