











Subject: Art week 8	Week: 1.6.20						
Class: KS4 Art options	Teacher: HSY						
Learning Outcomes: I can engage and hold colouring pencil/ paint brush/crayon I can apply colour in the right place with assistance I can choose a colour from a choice of two I can understand what warm colours are							
Activities: Please use the power point that goes with the activity showing the sunset I would like the students to copy. <ul style="list-style-type: none"> • Look at the sunset picture from that has been used previously • Select a piece of paper and colouring pencils, or paint or crayons. Anything that you may have at home • Hand over hand assistance given where necessary and prompts and guidance. • Start to add the colour copying the sunset • Blend colours over/ mix colours together to copy the effect of a sunset • Take a screen shot of your work. You can do this by pressing the off button and the home button at the same time. 							
Evaluation: <div style="display: flex; align-items: center; margin-top: 10px;">  <table style="border: none;"> <tr> <td style="padding-right: 20px;">I can't do it yet</td> <td style="text-align: center;">  </td> </tr> <tr> <td style="padding-right: 20px;">I can nearly do it</td> <td style="text-align: center;">  </td> </tr> <tr> <td style="padding-right: 20px;">I can do it</td> <td style="text-align: center;">  </td> </tr> </table> </div>		I can't do it yet		I can nearly do it		I can do it	
I can't do it yet							
I can nearly do it							
I can do it							

--