












| | | | | | | | |
|--|---|-------------------|---|--------------------|---|-------------|---|
| Subject: Art Week 5 | Week: 4.5.20 | | | | | | |
| Class: IBLCST | Teacher: HSY | | | | | | |
| <p>Learning Outcomes: I can help make a pattern I can look at a pattern I understand that touching the screen causes a reaction I can play with the app, moving fingers.</p> | | | | | | | |
| <p>Activities:</p> <ul style="list-style-type: none"> • Parents instructions for pattern Artist • Firstly, open Pattern artist this can be found on the Self serve on the iPad. The self serve is a white square with 4 colours within in. • Click on this, find the app. It looks like this  <ul style="list-style-type: none"> • Open the app and experiment. There is a guidance video. • Student activity • Touch the screen, choose some shapes • Add colour to the shapes • Good looking/ listening • Intentionally touch the screen for a reaction. <p>When finished please take a screen shot of what has been achieved. You can do this by pressing the off button and the home button at the same time.</p> <ul style="list-style-type: none"> • Send an image to our Showbie group. Showbie is an icon on the desktop or you can search for it. | | | | | | | |
| <p>Evaluation:</p>  <table style="margin-left: 100px;"> <tr> <td>I can't do it yet</td> <td></td> </tr> <tr> <td>I can nearly do it</td> <td></td> </tr> <tr> <td>I can do it</td> <td></td> </tr> </table> | | I can't do it yet |  | I can nearly do it |  | I can do it |  |
| I can't do it yet |  | | | | | | |
| I can nearly do it |  | | | | | | |
| I can do it |  | | | | | | |