









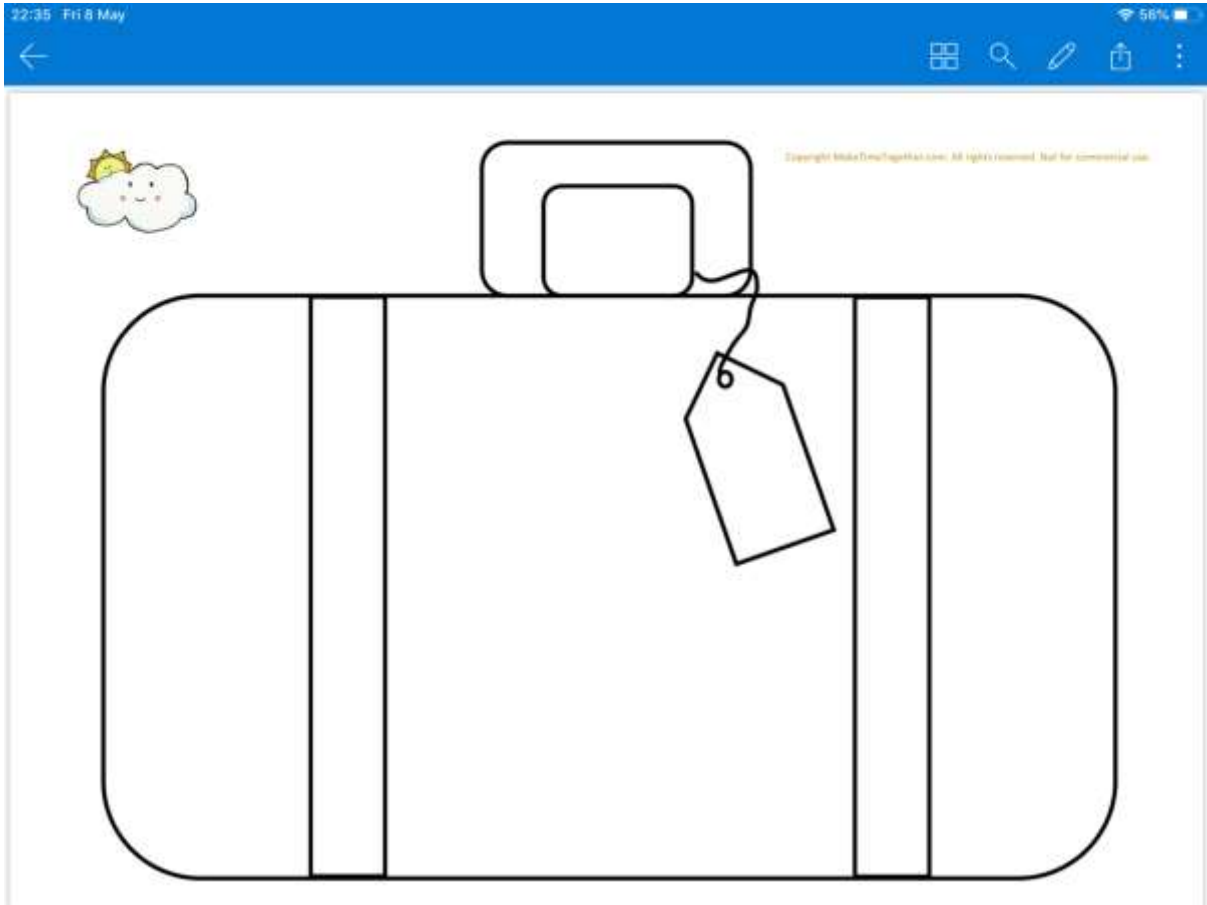





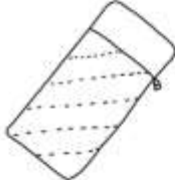








Subject: Dance/Drama	Week: 6						
Class:	Teacher: SPM						
<p>Learning Outcomes:</p> <p>I can engage in story telling by interacting with objects of reference.</p> <p>I can repeat actions, sounds or words.</p> <p>I can join in a simple dramatic activity.</p>							
<p>Activities:</p> <p>Students will listen and become familiar with the story “Lost and Found” by Oliver Jeffers (this can be found on YouTube).</p> <p>Once students have listen to the story, reinforce the part where the boy packs his case. Students will pack their own case.</p> <p>Allow student to select items to pack in their case using worksheets provided.</p> <p>A real case and real items of clothing can also be used for this activity.</p> <p>Provided worksheets can be coloured to extend the activity.</p>							
<p>Evaluation:</p> <div style="display: flex; align-items: center;">  <table style="border: none;"> <tr> <td style="padding-right: 20px;">I can't do it yet</td> <td style="text-align: center;">  </td> </tr> <tr> <td style="padding-right: 20px;">I can nearly do it</td> <td style="text-align: center;">  </td> </tr> <tr> <td style="padding-right: 20px;">I can do it</td> <td style="text-align: center;">  </td> </tr> </table> </div>		I can't do it yet		I can nearly do it		I can do it	
I can't do it yet							
I can nearly do it							
I can do it							



What shall I pack?

	 Pyjamas	 Toothbrush	 Toothpaste
 Cuddly toy	 Sleeping bag	 Clean clothes	 Towel
 Book	 Water Bottle	 Coat	 Snacks