










<b>Subject: Art</b>	<b>Weeks 8 &amp; 9</b>						
<b>Class: Y8</b>	<b>Teacher: APN</b>						
<p><b>Learning Outcomes:</b></p> <p>I can use the internet for research  I can draw a feather  I can use paint/ crayons/ felts more accurately, the right amount applied slowly and carefully in given areas  I can use pattern</p>							
<p><b>Activities:</b></p> <p>Miss Hall has asked that everyone creates some feathers that can be displayed in school when we return to say a big thank you to key workers</p> <p>To use the internet to find images of feathers and create a word document with a range of these images, the more colourful the better  Also look at Zentangle feathers ( for pattern ideas)</p> <p>Draw yourself a feather shape about 20cm in length. ( ask an adult if you need help)  Using whatever resources you have available, add colour and patterns, you can paint, colour, chalk, collage etc  Make as many as you like.</p> <p>Keep this work safe until we are back in school</p> <p>Sketches on your iPad is a good art resource to play around with</p> <p>Take photos of each step.  Email me any work you have created</p>							
<p><b>Evaluation:</b></p> <div style="display: flex; align-items: center;">  <table style="border: none;"> <tr> <td style="padding-right: 20px;">I can't do it yet</td> <td style="text-align: center;">  </td> </tr> <tr> <td style="padding-right: 20px;">I can nearly do it</td> <td style="text-align: center;">  </td> </tr> <tr> <td style="padding-right: 20px;">I can do it</td> <td style="text-align: center;">  </td> </tr> </table> </div>		I can't do it yet		I can nearly do it		I can do it	
I can't do it yet							
I can nearly do it							
I can do it	