










Subject: Art	Week: 5&6						
Class: Year 8	Teacher: APN						
<p>Learning Outcomes:</p> <p>I can produce solid colours and colour more accurately I can communicate about the work of artists, describing different practises and make links to my own work I can try different ideas for my work</p>							
<p>Activities:</p> <p>Continue to look at the art work of Andy Goldsworthy, exploring his natural sculptures.</p> <p>Go to this website Http://pallet.com/needham5/pythjwnzbsibb7kz Go to art and craft Scroll to The English Garden There are some nature activities for to do or get some ideas.</p> <p>Take photos and email them to me</p>							
<p>Evaluation:</p> <div style="display: flex; align-items: center;">  <table style="border: none;"> <tr> <td style="padding-right: 20px;">I can't do it yet</td> <td style="text-align: center;">  </td> </tr> <tr> <td style="padding-right: 20px;">I can nearly do it</td> <td style="text-align: center;">  </td> </tr> <tr> <td style="padding-right: 20px;">I can do it</td> <td style="text-align: center;">  </td> </tr> </table> </div>		I can't do it yet		I can nearly do it		I can do it	
I can't do it yet							
I can nearly do it							
I can do it	