










Subject: Art	Week: 10/11						
Class: Y8	Teacher: APN						
<p>Learning Outcomes:</p> <p>I can use the internet for research I can say what an Urban Landscape is I can use pencil/ crayons/ felt pens more accurately, the right amount applied slowly and carefully in given areas I can use colour</p>							
<p>Activities:</p> <p>New Topic. Urban Landscape</p> <p>Using the internet, search Urban Landscape, read about them and then write a few sentences on what an Urban Landscape is. Then go to images and find several pictures you like, copy and paste these into a word document Using these images draw your own Urban Landscape Add bright colours with whatever resources you have available , crayons, felt pens, paint</p> <p>Keep your colour within the lines</p> <p>Sketches on your iPad is a good art resource to play around with</p> <p>Take photos of each step. Email me any work you have created</p>							
<p>Evaluation:</p> <div style="display: flex; align-items: center;">  <table style="border: none;"> <tr> <td style="padding-right: 20px;">I can't do it yet</td> <td style="text-align: center;">  </td> </tr> <tr> <td style="padding-right: 20px;">I can nearly do it</td> <td style="text-align: center;">  </td> </tr> <tr> <td style="padding-right: 20px;">I can do it</td> <td style="text-align: center;">  </td> </tr> </table> </div>		I can't do it yet		I can nearly do it		I can do it	
I can't do it yet							
I can nearly do it							
I can do it	