


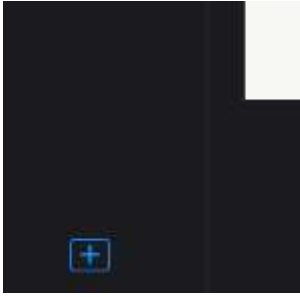


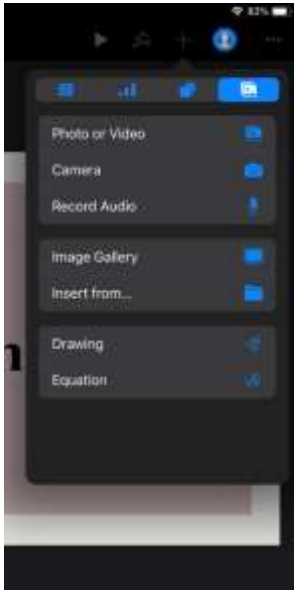
Subject: ICT	Week: wk 8
Class: Key Notes	Teacher: LJT
<p>Learning Outcomes:</p> <p>To create a presentation To develop skills in adding text , images To add audio</p>	
<p>Activities:</p> <p>To create a presentation on a topic of your choice and insert up to minimum of 5 slides, inserting text, images and recording of your voice Here's How'sHow: -</p> <div style="display: flex; justify-content: space-around; align-items: center;"> <div data-bbox="204 1397 359 1585">  </div> <div data-bbox="461 1386 641 1581">  </div> </div> <p>Keynotes. Top right hand corner click on the +</p> <div data-bbox="308 1722 641 1971">  </div> <p>Choose a theme of your choice</p>	



Bottom right hand corner, click on + to add a slide



Click on the + top right hand corner of your presentation and you will be able to record, add images and shapes etc.



Click the paint brush on the top right hand corner of your presentation to amend text, headings, colour of font etc.

Evaluation:



I can't do it yet



I can nearly do it



I can do it

